



A-1 INDUSTRIAL SUPPLY

Hose Fittings Valves Flanges Pipe Water Truck Parts



Committed to Our Customers

5 Campbell Drive S.E.
Hermiston, Or. 97838
Toll Free 877-385-3125
Phone# 541-564-7636
Fax # 541-564-6522



INDUSTRIAL CHOICE

Web Site: www.a1indsupply.com


6759 Supply way
Boise, ID. 83716
Phone# 208-345-3844
Fax # 208-345-3790

Sanitary Hose Ends

**Crimp, Brewery & Internally Expanded Pull Mandrel styles
Tri-Clamp, Iline, Bevel Seat, Barb x Weld = Endless options!**








Catalog Referene only


1/3/2020



Sanitary Hose Barbs Crimp Fittings System SS















Tri-Clamp x Crimp hose barb short no bumper		Iline Female-Crimp hose barb long for bumper	
Part #		Part #	
10TCHB-CR-S-S4		15ILFHB-CR-L-S4	
15TCHB-CR-S-S4		20ILFHB-CR-L-S4	
20TCHB-CR-S-S4		25ILFHB-CR-L-S4	
25TCHB-CR-S-S4		30ILFHB-CR-L-S4	
30TCHB-CR-S-S4		40ILFHB-CR-L-S4	
40TCHB-CR-S-S4		Fem Iline x Crimp hose barb long w/bumper rubb	
60TCHB-CR-S-S4		15ILFHB-CR-L-S4-BR	
Tri-Clamp x Crimp hose barb long for bumper		20ILFHB-CR-L-S4-BR	
15TCHB-CR-L-S4		25ILFHB-CR-L-S4-BR	
1520TCHB-CR-L-S4-F		30ILFHB-CR-L-S4-BR	
20TCHB-CR-L-S4		40ILFHB-CR-L-S4-BR	
2030TCHB-CR-L-S4-F		Fem Ilin xCrimp hose barb long w/bumper Umhw	
25TCHB-CR-L-S4		15ILFHB-CR-L-S4-BU	
30TCHB-CR-L-S4		20ILFHB-CR-L-S4-BU	
40TCHB-CR-L-S4		25ILFHB-CR-L-S4-BU	
Tri-Clamp x Crimp hose barb with Bumper rubber.		30ILFHB-CR-L-S4-BU	
15TCHB-CR-L-S4-BR		40ILFHB-CR-L-S4-BU	
20TCHB-CR-L-S4-BR		Male Iline x Crimp hose barb long for bumper.	
25TCHB-CR-L-S4-BR		15ILMHB-CR-L-S4	
30TCHB-CR-L-S4-BR		20ILMHB-CR-L-S4	
40TCHB-CR-L-S4-BR		25ILMHB-CR-L-S4	
Tri-Clamp x Crimp hose barb with bumper UHMW.		30ILMHB-CR-L-S4	
15TCHB-CR-L-S4-BU		40ILMHB-CR-L-S4	
20TCHB-CR-L-S4-BU		Male Ilinex Crimp hose barb long W/bumper rubb	
25TCHB-CR-L-S4-BU		15ILMHB-CR-L-S4-BR	
30TCHB-CR-L-S4-BU		20ILMHB-CR-L-S4-BR	
40TCHB-CR-L-S4-BU		25ILMHB-CR-L-S4-BR	
Female Bevel Seat x Hose barb + Nut no bumper		30ILMHB-CR-L-S4-BR	
15BSFHB-N-CR-S4-F		40ILMHB-CR-L-S4-BR	
20BSFHB-N-CR-S4-F		Male IlinexCrimp hose barb long W/bumper rubb	
25BSFHB-N-CR-S4-F		15ILMHB-CR-L-S4-BU	
30BSFHB-N-CR-S4-F		20ILMHB-CR-L-S4-BU	
40BSFHB-N-CR-S4-F		25ILMHB-CR-L-S4-BU	
Bevel Seat Female x Hose barb + Nut & bumper		30ILMHB-CR-L-S4-BU	
15BSFHB-N-CR-S4-BR		30ILMHB-CR-L-S4-BU	
20BSFHB-N-CR-S4-BR		Male Bevel SeatxHose barb crimp style+bumper	
25BSFHB-N-CR-S4-BR		15BSMHB-CR-S4-BR	
30BSFHB-N-CR-S4-BR		20BSMHB-CR-S4-BR	
40BSFHB-N-CR-S4-BR		25BSMHB-CR-S4-BR	
Male Bevel Seat x Hose barb crimp style SS304		30BSMHB-CR-S4-BR	
15BSMHB-CR-S4-F		40BSMHB-CR-S4-BR	
20BSMHB-CR-S4-F		Weld End Tube size x Hose barb Crimp style	
25BSMHB-CR-S4-F		15WTHB-CR-L-S4	
30BSMHB-CR-S4-F		20WTHB-CR-L-S4	
40BSMHB-CR-S4-F		25WTHB-CR-L-S4	
		30WTHB-CR-L-S4	
		40WTHB-CR-L-S4	









Crimp Ferrules SS304 interloks W/above CR ends			Crimp Ferrules SS304 interloks W/above CR ends		
Crimp-Fer-1.5-1.875SS			Crimp-Fer-2.5-3.250SS		
Crimp-Fer-1.5-1.938SS			Crimp-Fer-2.5-3.375SS		
Crimp-Fer-1.5-2.000SS			Crimp-Fer-2.5-3.500SS		
Crimp-Fer-1.5-2.063SS			Crimp-Fer-2.5-3.563SS		
Crimp-Fer-1.5-2.125SS			Crimp-Fer-3-3.500SS		
Crimp-Fer-1.5-2.188SS			Crimp-Fer-3-3.563SS		
Crimp-Fer-1.5-2.250SS			Crimp-Fer-3-3.625SS		
Crimp-Fer-1.5-2.313SS			Crimp-Fer-3-3.688SS		
Crimp-Fer-1.5-2.375SS			Crimp-Fer-3-3.750SS		
Crimp-Fer-2-2.438SS			Crimp-Fer-3-3.813SS		
Crimp-Fer-2-2.500SS			Crimp-Fer-3-3.875SS		
Crimp-Fer-2-2.563SS		Crimp-Fer-3-3.938SS			
Crimp-Fer-2-2.625SS		Crimp-Fer-3-4.000SS			
Crimp-Fer-2-2.688SS			Crimp-Fer-3-4.125SS		
Crimp-Fer-2-2.750SS			Crimp-Fer-3-4.188SS		
Crimp-Fer-2-2.813SS			Crimp-Fer-4-4.563SS		
Crimp-Fer-2-2.875SS			Crimp-Fer-4-4.625SS		
Crimp-Fer-2-2.938SS			Crimp-Fer-4-4.750SS		
Crimp-Fer-2-3.000SS			Crimp-Fer-4-4.813SS		
Crimp-Fer-2-3.063SS			Crimp-Fer-4-4.875SS		
Crimp-Fer-2.5-3.000SS			Crimp-Fer-4-4.938SS		
Crimp-Fer-2.5-3.063SS			Crimp-Fer-4-5.000SS		
Crimp-Fer-2.5-3.125SS			Crimp-Fer-6.875SS		
Crimp-Fer-2.5-3.188SS		Crimp-Fer-6.703SS			
Brewers Hose barb (long shank) x Tri-Clamp			CAMLOCKS SS316 see-Large Hose barb price sheet		
IC14MPHRL100 3.5"long					
IC14MPHRL150 5"long					
IC14MPHRL200 5"long					
IC14MPHRL300 5.5"long					
IC14MPHRL400 5.5"long					
Crimp Sleeves Aluminum often used for low pull/psi apps.			Crimp Sleeves SS304 often used for Low pull/psi apps		
CR-SLV-136-1L-AL			CR-SLV-136-1L-S4		
CR-SLV-150-1.25L-AL			CR-SLV-150-1.5L-S4		
CR-SLV-167-1.25L-AL			CR-SLV-188-1.5L-S4		
CR-SLV-200-1.5L-AL			CR-SLV-200-1.5L-S4		
CR-SLV-213-1.5L-AL			CR-SLV-213-1.5L-S4		
CR-SLV-225-1.5L-AL			CR-SLV-225-1.5L-S4		
CR-SLV-238-2L-AL			CR-SLV-238L-2L-S4		
CR-SLV-250-2.5L-AL			CR-SLV-250-2.5L-S4		
CR-SLV-263-2.5L-AL			CR-SLV-263-2.5L-S4		
CR-SLV-288-2.5L-AL			CR-SLV-288-2.5L-S4		
CR-SLV-325-3L-AL			CR-SLV-325-3L-S4		
CR-SLV-375-3L-AL			CR-SLV-350-3L-S4		
CR-SLV-388-3L-AL			CR-SLV-375-3L-S4		
CR-SLV-425-3L-AL			CR-SLV-425-3L-S4		
CR-SLV-475-3L-AL			CR-SLV-475-3L-S4		
CR-SLV-525-3L-AL			CR-SLV-525-3L-S4		
CR-SLV-575-3.5L-AL			CR-SLV-575-3.5L-S4		
CR-SLV-600-3.5L-AL			CR-SLV-625-4L-S4		
CR-SLV-750-4L-AL			CR-SLV-6.93-4L-S4		



Center Punch Clamps SS		Ultimate-Lock Clamp SS	
Part # -Box Qty	Size Range	Part # -Box Qty	Size Range
IC-PC3SS -Box 100	3/8"Wx13/16"I.D	IC-ULC-08 -Box 100	3/4"Wx2"I.D
IC-PC4SS -Box 100	5/8"Wx 1"I.D	IC-ULC-10 -Box 50	3/4"Wx2.75"I.D
IC-PC5SS -Box 100	5/8"Wx 1.25"I.D	IC-ULC-11 -Box 50	3/4"Wx3"I.D
IC-PC6SS -Box 100	5/8"Wx 1.5"I.D	IC-ULC-12 -Box 50	3/4"Wx3.5"I.D
IC-PC7SS -Box 100	5/8"Wx 1.75"I.D	IC-ULC-13 -Box 25	3/4"Wx4"I.D
IC-PC8SS -Box 100	5/8"Wx 2"I.D	IC-ULC-14 -Box 25	3/4"Wx4.5"I.D
IC-PC9SS -Box 100	5/8"Wx 2.25"I.D	IC-ULC-15 -Box 25	3/4"Wx5"I.D
IC-PC10SS -Box 50	5/8"Wx 2.5"I.D	IC-ULC-16 -Box 25	3/4"Wx6"I.D
IC-PC11SS -Box 50	5/8"Wx 2.75"I.D	IC-ULC-17 -Box 25	3/4"Wx6.5"I.D
IC-PC12SS -Box 50	5/8"Wx 3"I.D	IC-ULC-1 -Box 25	3/4"Wx7"I.D
IC-PC14SS -Box 50	5/8"Wx 3.5"I.D	IC-ULC-19 -Box 25	3/4"Wx8"I.D
IC-PC16SS -Box 25	5/8"Wx 4"I.D	IC-ULC-28 -Box 10	3/4"Wx9"I.D
IC-PC18SS -Box 25	5/8"Wx 4.5"I.D	IC-ULC-32 -Box 10	3/4"Wx10"I.D
IC-PC20SS -Box 25	5/8"Wx 5"I.D		
IC-PC24SS -Box 25	5/8"Wx 6"I.D		
IC-PC26SS -Box 25	5/8"Wx 6.5"I.D		
IC-PC28SS -Box 25	5/8"Wx 7"I.D		
IC-PC32SS -Box 25	5/8"Wx 8"I.D		

Banding/Clamping Coil 1 length for 2 ends		Banding/Clamping Coil 1 length for 2 ends	
Works Great as a bend restrictor too. Use the whole lgth		Works Great as a bend restrictor too.	
Clamp-Coil-Clear-1.5		Clamp-Coil-Orange-2	
Clamp-Coil-Clear-2		Clamp-Coil-Orange-2.5	
Clamp-Coil-Clear-2.5		Clamp-Coil-Orange-3	
Clamp-Coil-Clear-3		Clamp-Coil-Orange-4	
Clamp-Coil-Clear-4		Clamp-Coil-Yellow-2	
Clamp-Coil-Clear-6		Clamp-Coil-Yellow-2.5	
Clamp-Coil-Clear-8		Clamp-Coil-Yellow-3	
		Clamp-Coil-Yellow-4	

Sanitary Internally Expansion Pull Mandrel Fittings SS			
Tri-Clamp x Pull Mandrel barb for bumper option		Female I-Line-Pull Mandrel barb for bumper option	
10TCHB-PM-L-S4		20ILFHB-PM-L-S4	
15TCHB-PM-L-S4		30ILFHB-PM-L-S4	
20TCHB-PM-L-S4		Female I-Line-Pull Mandrel barb W/bumper rubber	
25TCHB-PM-L-S4		20ILFHB-PM-L-S4-BR	
2530TCHB-PM-L-S4		30ILFHB-PM-L-S4-BR	
30TCHB-PM-L-S4		Female I-Line-Pull Mandrel barb W/bumper Uhmw	
40TCHB-PM-L-S4		20ILFHB-PM-L-S4-BU	
Tri-Clamp x Pull Mandrel barb W/bumper rubber		30ILFHB-PM-L-S4-BU	
10TCHB-PM-L-S4-BR		Male I-Line-Pull Mandrel barb for bumper option	
15TCHB-PM-L-S4-BR		20ILMHB-PM-L-F-S4	
20TCHB-PM-L-S4-BR		30ILMHB-PM-L-F-S4	
25TCHB-PM-L-S4-BR		Male I-Line-Pull Mandrel barb W/bumper rubber	
2530TCHB-PM-L-S4-BR		20ILMHB-PM-L-F-S4-BR	
30TCHB-PM-L-S4-BR		30ILMHB-PM-L-F-S4-BR	
40TCHB-PM-L-S4-BR		Male I-Line-Pull Mandrel barb W/bumper UHMW	
Tri-Clamp x Pull Mandrel barb W/bumper UHMW		20ILMHB-PM-L-F-S4-BU	
15TCHB-PM-L-S4-BU		30ILMHB-PM-L-F-S4-BU	
20TCHB-PM-L-S4-BU		Female Bevel Seat + nut x Pull Mandrel barb	
25TCHB-PM-L-S4-BU		15BSFNHB-PM-L-S4-F	
2530TCHB-PM-L-S4-BU		20BSFNHB-PM-L-S4-F	
30TCHB-PM-L-S4-BU		25BSFNHB-PM-L-S4-F	
	30BSFNHB-PM-L-S4-F		
Ferrules-Pull Mandrel ferrule SS304			
PMF-15-206-1.9L-S4		Female bevel seat w/nut x pull mandrel-bumper rubber	
PMF-15-213-1.9L-S4		15BSFNHB-PM-L-S4-F-BR	
PMF-15-218-1.9L-S4		20BSFNHB-PM-L-S4-F-BR	
PMF-15-225-1.9L-S4		25BSFNHB-PM-L-S4-F-BR	
PMF-20-238-2.4L-S4		30BSFNHB-PM-L-S4-F-BR	
PMF-20-256-2.4L-S4		Female bevel seat w/nut x pull mandrel+bumper uhmw	
PMF-20-263-2.4L-S4		15BSFNHB-PM-L-S4-F-BU	
PMF-20-269-2.4L-S4		20BSFNHB-PM-L-S4-F-BU	
PMF-20-275-2.4L-S4		30BSFNHB-PM-L-S4-F-BU	
PMF-20-288-2.4L-S4		Male Bevel Seat x Pull Mandrel for bumper option	
PMF-20-294-2.4L-S4		15BSMHB-PM-L-S4-F	
PMF-20-306-2.4L-S4		20BSMHB-PM-L-S4-F	
PMF-20-313-2.4L-S4		25BSMHB-PM-L-S4-F	
PMF-25-319-3.0L-S4		30BSMHB-PM-L-S4-F	
PMF-25-325-3.0L-S4		Male Bevel Seat x Pull Mandrel for bumper option	
PMF-25-331-3.0L-S4		15BSMHB-PM-L-S4-F-BR	
PMF-25-348-3.0L-S4		20BSMHB-PM-L-S4-F-BR	
PMF-30-356-3.25L-S4		25BSMHB-PM-L-S4-F-BR	
PMF-30-369-3.25L-S4		30BSMHB-PM-L-S4-F-BR	
PMF-30-375-3.25L-S4		Male Bevel Seat x Pull Mandrel for bumper option	
PMF-30-381-3.25L-S4		15BSMHB-PM-L-S4-F-BR	
PMF-30-388-3.25L-S4		20BSMHB-PM-L-S4-F-BR	
PMF-30-394-3.25L-S4		25BSMHB-PM-L-S4-F-BR	

PMF-30-406-3.25L-S4			Bumper Rubber	
PMF-30-413-3.25L-S4			Bumper-1-RBR	
Snap-Fit-Vinyl Dust Cap for Tri-Clamp ends			Bumper-1.5-RBR	
SFV-DC-TC-1.5			Bumper-2-RBR	
SFV-DC-TC-2			Bumper-2.5-RBR	
SFV-DC-TC-2.5			Bumper-3-RBR	
SFV-DC-TC-3-ILFM-2.5			Bumper-4-RBR	
Snap-Fit-Vinyl Dust Cap for Female & Male Iline ends			Bumper UHMW	
SFV-DC-ILFM-1			Bumper-1.5-UHMW	
SFV-DC-ILFM-1.5			Bumper-2-UHMW	
SFV-DC-ILFM-2			Bumper-2.5-UHMW	
SFV-DC-TC-ILFM-2.5			Bumper-3-UHMW	
SFV-DC-ILFM-3			Bumper-4-UHMW	
			Bumper UHMW-2 piece install after hose is made.	
			Bumper-1.5-UHMW-2pc	
			Bumper-2-UHMW-2pc	
			Bumper-2.5-UHMW-2pc	
			Bumper-3-UHMW-2pc	
			Bumper-4-UHMW-2pc	

Check out our other related products for Food & Beverage Industry

