

6759 SUPPLY WAY
Boise, ID. 83716
Ph# 208-345-3844
Fax# 208-345-3790



5 Campbell Drive
Mazon, OR. 97838
Free 877-385-3125
541-564-6522
Website: a1indsupply.com

Committed to Our Customers

Catalog





Malleable & Steel Pipe Fittings, Merchant Forged Galvanized-Black-Merchant(Steel)







11/24/2023











Ask for our Stainless, Aluminum, Brass, Poly Propylene Pipe Fittings Price Sheets















MALLEABLE PIPE FITTINGS SCH 40 Rated 150lb@350deg, 300lb@150deg			
ELBOW 90			ELBOW 90 BLK
PART #			PART #
ELBOW-90-1/8G			ELBOW-90-1/8B
ELBOW-90-1/4G			ELBOW-90-1/4B
ELBOW-90-3/8G			ELBOW-90-3/8B
ELBOW-90-1/2G			ELBOW-90-1/2B
ELBOW-90-3/4G			ELBOW-90-3/4B
ELBOW-90-1G			ELBOW-90-1B
ELBOW-90-1.25G			ELBOW-90-1.25B
ELBOW-90-1.5G			ELBOW-90-1.5B
ELBOW-90-2G			ELBOW-90-2B
ELBOW-90-2.5G			ELBOW-90-2.5B
ELBOW-90-3G			ELBOW-90-3B
ELBOW-90-4G			ELBOW-90-4B
ELBOW-90-5G			ELBOW-90-5B
ELBOW-90-6G			ELBOW-90-6B
STREET ELBOW 90			STREET ELBOW 90 BLK
PART #			PART #
ST ELBOW-90-1/8G			ST ELBOW-90-1/8B
ST ELBOW-90-1/4G			ST ELBOW-90-1/4B
ST ELBOW-90-3/8G			ST ELBOW-90-3/8B
ST ELBOW-90-1/2G			ST ELBOW-90-1/2B
ST ELBOW-90-3/4G			ST ELBOW-90-3/4B
ST ELBOW-90-1G			ST ELBOW-90-1B
ST ELBOW-90-1.25G			ST ELBOW-90-1.25B
ST ELBOW-90-1.5G			ST ELBOW-90-1.5B
ST ELBOW-90-2G			ST ELBOW-90-2B
ST ELBOW-90-2.5G			ST ELBOW-90-2.5B
ST ELBOW-90-3G			ST ELBOW-90-3B
ST ELBOW-90-4G			ST ELBOW-90-4B
ST ELBOW-90-6G			ST ELBOW-90-6B
ELBOW RDCR			ELBOW RDCR BLK
PART #			PART #
ELBOW-R-1/4x1/8G			ELBOW-R-1/4x1/8B
ELBOW-R-3/8x1/8G			ELBOW-R-3/8x1/8B
ELBOW-R-3/8x1/4G			ELBOW-R-3/8x1/4B
ELBOW-R-1/2x1/8G			ELBOW-R-1/2x1/8B
ELBOW-R-1/2x1/4G			ELBOW-R-1/2x1/4B
ELBOW-R-1/2x3/8G			ELBOW-R-1/2x3/8B
ELBOW-R-3/4x1/4G			ELBOW-R-3/4x1/4B
ELBOW-R-3/4x3/8G			ELBOW-R-3/4x3/8B
ELBOW-R-3/4x1/2G			ELBOW-R-3/4x1/2B
ELBOW-R-1x1/2G			ELBOW-R-1x1/2B
ELBOW-R-1x3/4G			ELBOW-R-1x3/4B
ELBOW-R-1.25x1/2G			ELBOW-R-1.25x1/2B
ELBOW-R-1.25x3/4G			ELBOW-R-1.25x3/4B
ELBOW-R-1.25x1G			ELBOW-R-1.25x1B





ELBOW-R-1.5x1/2G		ELBOW-R-1.5x1/2B	
ELBOW-R-1.5x3/4G		ELBOW-R-1.5x3/4B	
ELBOW-R-1.5x1G		ELBOW-R-1.5x1B	
ELBOW-R-1.5x1.25G		ELBOW-R-1.5x1.25B	
ELBOW-R-2x1/2G		ELBOW-R-2x1/2B	
ELBOW-R-2x3/4G		ELBOW-R-2x3/4B	
ELBOW-R-2x1G		ELBOW-R-2x1B	
ELBOW-R-2x1.25G		ELBOW-R-2x1.25B	
ELBOW-R-2x1.5G		ELBOW-R-2x1.5B	
ELBOW-R-2.5x1.25G		ELBOW-R-2.5x1.25B	
ELBOW-R-2.5x1.5G		ELBOW-R-2.5x1.5B	
ELBOW-R-2.5x2G		ELBOW-R-2-1/2x2B	
ELBOW-R-3x2G		ELBOW-R-3x2B	
ELBOW-R-3x2.5G		ELBOW-R-3x2.5B	
ELBOW-R-4x2G		ELBOW-R-4x2B	
ELBOW-R-4x2.5G		ELBOW-R-4x2.5B	
ELBOW-R-4x3G		ELBOW-R-4x3B	
ELBOW 45		ELBOW 45 BLK	
PART #		PART #	
ELBOW-45-1/8G		ELBOW-45-1/8B	
ELBOW-45-1/4G		ELBOW-45-1/4B	
ELBOW-45-3/8G		ELBOW-45-3/8B	
ELBOW-45-1/2G		ELBOW-45-1/2B	
ELBOW-45-3/4G		ELBOW-45-3/4B	
ELBOW-45-1G		ELBOW-45-1B	
ELBOW-45-1.25G		ELBOW-45-1.25B	
ELBOW-45-1.5G		ELBOW-45-1.5B	
ELBOW-45-2G		ELBOW-45-2B	
ELBOW-45-2.5G		ELBOW-45-2.5B	
ELBOW-45-3G		ELBOW-45-3B	
ELBOW-45-4G		ELBOW-45-4B	
ELBOW-45-6G		ELBOW-45-6B	
ST ELBOW 45		ST ELBOW 45 BLK	
PART #		PART #	
ST ELBOW-45-1/8G		ST ELBOW-45-1/8B	
ST ELBOW-45-1/4G		ST ELBOW-45-1/4B	
ST ELBOW-45-3/8G		ST ELBOW-45-3/8B	
ST ELBOW-45-1/2G		ST ELBOW-45-1/2B	
ST ELBOW-45-3/4G		ST ELBOW-45-3/4B	
ST ELBOW-45-1G		ST ELBOW-45-1B	
ST ELBOW-45-1.25G		ST ELBOW-45-1.25B	
ST ELBOW-45-1.5G		ST ELBOW-45-1.5B	
ST ELBOW-45-2G		ST ELBOW-45-2B	
ST ELBOW-45-2.5G		ST ELBOW-45-2.5B	
ST ELBOW-45-3G		ST ELBOW-45-3B	
ST ELBOW-45-4G		ST ELBOW-45-4B	





TEE		TEE BLK			
PART #		PART #			
TEE-1/8G		TEE-1/8B			
TEE-1/4G		TEE-1/4B			
TEE-3/8G		TEE-3/8B			
TEE-1/2G		TEE-1/2B			
TEE-3/4G		TEE-3/4B			
TEE-1G		TEE-1B			
TEE-1.25G		TEE-1.25B			
TEE-1.5G		TEE-1.5B			
TEE-2G		TEE-2B			
TEE-2.5G		TEE-2.5B			
TEE-3G		TEE-3B			
TEE-4G		TEE-4B			
TEE-5G		TEE-5B			
TEE-6G		TEE-6B			
TEE RDCG (REDUCE 2 SIZ) (Stocked upon request)		TEE RDCG BLK(REDUCE 2 SIZ) (Stocked upon request)			
PART #				PART #	
TEE-R-1/2x1/4G		TEE-R-1/2x1/4B			
TEE-R-1/2x3/8G		TEE-R-1/2x3/8B			
TEE-R-3/4x3/8G		TEE-R-3/4x3/8B			
TEE-R-3/4x1/2G		TEE-R-3/4x1/2B			
TEE-R-1x3/8G		TEE-R-1x3/8B			
TEE-R-1x1/2G		TEE-R-1x1/2B			
TEE-R-1x3/4G		TEE-R-1x3/4B			
TEE-R-1.25x1/2G		TEE-R-1.25x1/2B			
TEE-R-1.25x3/4G		TEE-R-1.25x3/4B			
TEE-R-1.25x1G		TEE-R-1.25x1B			
TEE-R-1.5x1/2G		TEE-R-1.5x1/2B			
TEE-R-1.5x3/4G		TEE-R-1.5x3/4B			
TEE-R-1.5x1G		TEE-R-1.5x1B			
TEE-R-1.5x1.25G		TEE-R-1.5x1.25B			
TEE-R-2x1/2G		TEE-R-2x1/2B			
TEE-R-2x3/4G		TEE-R-2x3/4B			
TEE-R-2x1G		TEE-R-2x1B			
TEE-R-2x1.25G		TEE-R-2x1.25B			
TEE-R-2x1.5G		TEE-R-2x1.5B			
TEE-R-2.5x3/4G		TEE-R-2.5x3/4B			
TEE-R-2.5x1G		TEE-R-2.5x1B			
TEE-R-2.5x1.25G		TEE-R-2.5x1.5B			
TEE-R-2.5x1.5G		TEE-R-2.5x2B			
TEE-R-2.5x2G		TEE-R-3x1B			
TEE-R-3x1G		TEE-R-3x1.25B			
TEE-R-3x1.25G		TEE-R-3x1.5B			
TEE-R-3x1.5G		TEE-R-3x2B			
TEE-R-3x2G		TEE-R-4x1B			
TEE-R-4x2G		TEE-R-4x1.25B			
TEE-R-4x2.5G		TEE-R-4x1.5B			







TEE-RDCG-4x3G		TEE-R-4x2B	
BL HD TEE-2x2x2-1/2G		TEE-R-4x3B	
PLUG SQUARE HEAD		PLUG SQUARE HEAD BLK	
PART #		PART #	
PLUG-SQ-HD-1/8G		PLUG-SQ-HD-1/8B	
PLUG-SQ-HD-1/4G		PLUG-SQ-HD-1/4B	
PLUG-SQ-HD-3/8G		PLUG-SQ-HD-3/8B	
PLUG-SQ-HD-1/2G		PLUG-SQ-HD-1/2B	
PLUG-SQ-HD-3/4G		PLUG-SQ-HD-3/4B	
PLUG-SQ-HD-1G		PLUG-SQ-HD-1B	
PLUG-SQ-HD-1.25G		PLUG-SQ-HD-1.25B	
PLUG-SQ-HD-1.5G		PLUG-SQ-HD-1.5B	
PLUG-SQ-HD-2G		PLUG-SQ-HD-2B	
PLUG-SQ-HD-2.5G		PLUG-SQ-HD-2.5B	
PLUG-SQ-HD-3G		PLUG-SQ-HD-3B	
PLUG-SQ-HD-4G		PLUG-SQ-HD-4B	
PLUG-SQ-HD-5G		PLUG-SQ-HD-5B	
PLUG-SQ-HD-6G		PLUG-SQ-HD-6B	
CROSS		CROSS BLK	
PART #		PART #	
CROSS-1/8G		CROSS-1/8B	
CROSS-1/4G		CROSS-1/4B	
CROSS-3/8G		CROSS-3/8B	
CROSS-1/2G		CROSS-1/2B	
CROSS-3/4G		CROSS-3/4B	
CROSS-1G		CROSS-1B	
CROSS-1.25G		CROSS-1.25B	
CROSS-1.5G		CROSS-1.5B	
CROSS-2G		CROSS-2B	
CROSS-2.5G		CROSS-2.5B	
CROSS-3G		CROSS-3B	
CROSS-4G		CROSS-4B	
CROSS-6G		CROSS-6B	
FLR FLANGE		FLR FLANGE BLK	
PART #		PART #	
FLR FLANGE W/ HOLES-3/8G		FLR FLANGE W/ HOLES-3/8B	
FLR FLANGE W/ HOLES-1/2G		FLR FLANGE W/ HOLES-1/2B	
FLR FLANGE W/ HOLES-3/4G		FLR FLANGE W/ HOLES-3/4B	
FLR FLANGE W/ HOLES-1G		FLR FLANGE W/ HOLES-1B	
FLR FLANGE W/ HOLES-1.25G		FLR FLANGE W/ HOLES-1.25B	
FLR FLANGE W/ HOLES-1.5G		FLR FLANGE W/ HOLES-1.5B	
FLR FLANGE W/ HOLES-2G		FLR FLANGE W/ HOLES-2B	










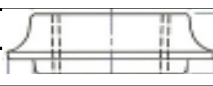
PART #		PART #	
UNION-1/8G		UNION-1/8B	
UNION-1/4G		UNION-1/4B	
UNION-3/8G		UNION-3/8B	
UNION-1/2G		UNION-1/2B	
UNION-3/4G		UNION-3/4B	
UNION-1G		UNION-1B	
UNION-1.25G		UNION-1.25B	
UNION-1.5G		UNION-1.5B	
UNION-2G		UNION-2B	
UNION-2.5G		UNION-2.5B	
UNION-3G		UNION-3B	
UNION-4G		UNION-4B	
CAP		CAP	
PART #		PART #	
CAP-1/8G		CAP-1/8B	
CAP-1/4G		CAP-1/4B	
CAP-3/8G		CAP-3/8B	
CAP-1/2G		CAP-1/2B	
CAP-3/4G		CAP-3/4B	
CAP-1G		CAP-1B	
CAP-1.25G		CAP-1.25B	
CAP-1.5G	CAP-1.5B		
CAP-2G		CAP-2B	
CAP-2.5G		CAP-2.5B	
CAP-3G		CAP-3B	
CAP-4G		CAP-4B	
CAP-5G		CAP-5B	
CAP-6G		CAP-6B	
COUPLING BANDED		COUPLING BANDED BLK	
PART #		PART #	
COUPLING-1/8G		COUPLING-1/8B	
COUPLING-1/4G		COUPLING-1/4B	
COUPLING-3/8G		COUPLING-3/8B	
COUPLING-1/2G		COUPLING-1/2B	
COUPLING-3/4G		COUPLING-3/4B	
COUPLING-1G		COUPLING-1B	
COUPLING-1.25G		COUPLING-1.25B	
COUPLING-1.5G	COUPLING-1.5B		
COUPLING-2G		COUPLING-2B	
COUPLING-2.5G		COUPLING-2.5B	
COUPLING-3G		COUPLING-3B	
COUPLING-4G		COUPLING-4B	
COUPLING-5G		COUPLING-5B	
COUPLING-6G		COUPLING-6B	







LOCKNUT		LOCKNUT BLK			
PART #		PART #			
LOCKNUT-1/2G		LOCKNUT-1/2B			
LOCKNUT-3/4G		LOCKNUT-3/4B			
LOCKNUT-1G		LOCKNUT-1B			
LOCKNUT-1.25G		LOCKNUT-1.25B			
LOCKNUT-1.5G		LOCKNUT-1.5B			
LOCKNUT-2G		LOCKNUT-2B			
LOCKNUT-2.5G					
COUPLING (REDUCER)		COUPLING (REDUCER) BLK			
PART #		PART #			
COUP-R-1/4x1/8G		COUP-R-1/4x1/8B			
COUP-R-3/8x1/8G		COUP-R-3/8x1/8B			
COUP-R-3/8x1/4G		COUP-R-3/8x1/4B			
COUP-R-1/2x1/8G		COUP-R-1/2x1/8B			
COUP-R-1/2x1/4G		COUP-R-1/2x1/4B			
COUP-R-1/2x3/8G		COUP-R-1/2x3/8B			
COUP-R-3/4x1/8G		COUP-R-3/4x1/8B			
COUP-R-3/4x1/4G		COUP-R-3/4x1/4B			
COUP-R-3/4x3/8G		COUP-R-3/4x3/8B			
COUP-R-3/4x1/2G		COUP-R-3/4x1/2B			
COUP-R-1x1/4G		COUP-R-1x1/4B			
COUP-R-1x3/8G		COUP-R-1x3/8B			
COUP-R-1x1/2G		COUP-R-1x1/2B			
COUP-R-1x3/4G		COUP-R-1x3/4B			
COUP-R-1.25x1/2G		COUP-R-1.25x1/2B			
COUP-R-1.25x3/4G		COUP-R-1.25x3/4B			
COUP-R-1.25x1G		COUP-R-1.25x1B			
COUP-R-1.5x1/2G		COUP-R-1.5x1/2B			
COUP-R-1.5x3/4G		COUP-R-1.5x3/4B			
COUP-R-1.5Gx1G		COUP-R-1.5Gx1B			
COUP-R-1.5x1.25G		COUP-R-1.5x1.25B			
COUP-R-2x1/2G		COUP-R-2x1/2B			
COUP-R-2x3/4G		COUP-R-2x3/4B			
COUP-R-2x1G		COUP-R-2x1B			
COUP-R-2x1.25G		COUP-R-2x1.25B			
COUP-R-2x1.5G		COUP-R-2x1.5B			
COUP-R-2.5x1/2G				COUP-R-2.5x1/2B	
COUP-R-2.5x3/4G				COUP-R-2.5x3/4B	
COUP-R-2.5x1G	COUP-R-2.5x1B				
COUP-R-2.5x1.25G	COUP-R-2.5x1.25B				
COUP-R-2.5x1.5G	COUP-R-2.5x1.5B				
COUP-R-2.5x2G	COUP-R-2.5x2B				
COUP-R-3x1G	COUP-R-3x1B				
COUP-R-3x1.25G	COUP-R-3x1.25B				
COUP-R-3x1.5G	COUP-R-3x1.5B				

COUP-R-3x2G		COUP-R-3x2B	
COUP-R-3x2.5G		COUP-R-3x2.5B	
COUP-R-4x1.5G		COUP-R-4x1.5B	
COUP-R-4x2G		COUP-R-4x2B	
COUP-R-4x2.5G		COUP-R-4x2.5B	
COUP-R-4x3G		COUP-R-4x3B	
COUP-R-6x4G		COUP-R-6x4B	
BUSHING HEX		BUSHING HEX BLK	
PART #		PART #	
BUSH-1/4x1/8G		BUSH-1/4x1/8B	
BUSH-3/8x1/8G		BUSH-3/8x1/8B	
BUSH-3/8x1/4G		BUSH-3/8x1/4B	
BUSH-1/2x1/8G		BUSH-1/2x1/8B	
BUSH-1/2x1/4G		BUSH-1/2x1/4B	
BUSH-1/2x3/8G		BUSH-1/2x3/8B	
BUSH-3/4x1/8G		BUSH-3/4x1/8B	
BUSH-3/4x1/4G		BUSH-3/4x1/4B	
BUSH-3/4x3/8G		BUSH-3/4x3/8B	
BUSH-3/4x1/2G		BUSH-3/4x1/2B	
BUSH-1x1/8G		BUSH-1x1/8B	
BUSH-1x1/4G		BUSH-1x1/4B	
BUSH-1x3/8G		BUSH-1x3/8B	
BUSH-1x1/2G		BUSH-1x1/2B	
BUSH-1x3/4G		BUSH-1x3/4B	
BUSH-1.25x1/4G		BUSH-1.25x1/4B	
BUSH-1.25x3/8G		BUSH-1.25x3/8B	
BUSH-1.25x1/2G		BUSH-1.25x1/2B	
BUSH-1.25x3/4G		BUSH-1.25x3/4B	
BUSH-1.25x1G		BUSH-1.25x1B	
BUSH-1.5x1/4G		BUSH-1.5x1/4B	
BUSH-1.5x3/8G		BUSH-1.5x3/8B	
BUSH-1.5x1/2G		BUSH-1.5x1/2B	
BUSH-1.5x3/4G		BUSH-1.5x3/4B	
BUSH-1.5x1G		BUSH-1.5x1B	
BUSH-1.5x1.25G		BUSH-1.5x1.25B	
BUSH-2x3/8G		BUSH-2x3/8B	
BUSH-2x1/2G		BUSH-2x1/2B	
BUSH-2x3/4G		BUSH-2x3/4B	
BUSH-2x1G		BUSH-2x1B	
BUSH-2x1.25G		BUSH-2x1.25B	
BUSH-2x1.5G		BUSH-2x1.5B	
BUSH-2.5x1/2G		BUSH-2.5x1/2B	
BUSH-2.5x3/4G		BUSH-2.5x3/4B	
BUSH-2.5x1G		BUSH-2.5x1B	
BUSH-2.5x1.25G		BUSH-2.5x1.25B	
BUSH-2.5x1.5G		BUSH-2.5x1.5B	
BUSH-2.5x2G		BUSH-2.5x2B	
BUSH-3x1G		BUSH-3x1B	
BUSH-3x1.25G		BUSH-3x1.25B	

BUSH-3x1.5G		BUSH-3x1.5B	
BUSH-3X2G		BUSH-3X2B	
BUSH-3x2.5G		BUSH-3x2.5B	
BUSH-4x1G		BUSH-4x1B	
BUSH-4x1.25G		BUSH-4x1.25B	
BUSH-4x1.5G		BUSH-4x1.5B	
BUSH-4x2G		BUSH-4x2B	
BUSH-4x2.5G		BUSH-4x2.5B	
BUSH-4x3G		BUSH-4x3B	
BUSH-5x3G		BUSH-5x3B	
BUSH-5x4G		BUSH-5x4B	
BUSH-6x2G		BUSH-6x2B	
BUSH-6x3G		BUSH-6x3B	
BUSH-6x4G		BUSH-6x4B	
BUSH-6x5G		BUSH-6x5B	
STEEL PIPE COUPLING			
COUPLING MERCHANT galv		MERCHANT COUPLING BLACK	
PART #		PART #	
COUPLING MERCHANT-1/8G		COUPLING MERCHANT-1/8B	
COUPLING MERCHANT-1/4G		COUPLING MERCHANT-1/4B	
COUPLING MERCHANT-3/8G		COUPLING MERCHANT-3/8B	
COUPLING MERCHANT-1/2G		COUPLING MERCHANT-1/2B	
COUPLING MERCHANT-3/4G		COUPLING MERCHANT-3/4B	
COUPLING MERCHANT-1G		COUPLING MERCHANT-1B	
COUPLING MERCHANT-1.25G		COUPLING MERCHANT-1.25B	
COUPLING MERCHANT-1.5G		COUPLING MERCHANT-1.5B	
COUPLING MERCHANT-2G		COUPLING MERCHANT-2B	
COUPLING MERCHANT-2.5G		COUPLING MERCHANT-2.5B	
COUPLING MERCHANT-3G		COUPLING MERCHANT-3B	
COUPLING MERCHANT-3.5G		COUPLING MERCHANT-3.5B	
COUPLING MERCHANT-4G		COUPLING MERCHANT-4B	
COUPLING MERCHANT-5G		COUPLING MERCHANT-5B	
COUPLING MERCHANT-6G		COUPLING MERCHANT-6B	
		PART #	
		HALF COUPLING-MER-1/4B	
		HALF COUPLING-MER-1/2B	
		HALF COUPLING-MER-3/4B	
		HALF COUPLING-MER-1B	
		HALF COUPLING-MER-1.25B	
		HALF COUPLING-MER-1.5B	
		HALF COUPLING-MER-2B	
		HALF COUPLING-MER-2.5B	
		HALF COUPLING-MER-3B	
		HALF COUPLING-MER-4B	
		HALF COUPLING-MER-5B	
		HALF COUPLING-MER-6B	

STEEL PLUGS AND BUSHINGS			
BUSHING MERCHANT		BUSHING MERCHANT	
PART #		PART #	
BUSH-MER-1/4x1/8G		BUSH-MER-1/4x1/8B	
BUSH-MER-3/8x1/8G		BUSH-MER-3/8x1/8B	
BUSH-MER-3/8x1/4G		BUSH-MER-3/8x1/4B	
BUSH-MER-1/2x1/8G		BUSH-MER-1/2x1/8B	
BUSH-MER-1/2x1/4G		BUSH-MER-1/2x1/4B	
BUSH-MER-1/2x3/8G		BUSH-MER-1/2x3/8B	
BUSH-MER-3/4x1/8G		BUSH-MER-3/4x1/8B	
BUSH-MER-3/4x1/4G		BUSH-MER-3/4x1/4B	
BUSH-MER-3/4x3/8G		BUSH-MER-3/4x3/8B	
BUSH-MER-3/4x1/2G		BUSH-MER-3/4x1/2B	
BUSH-MER-1x1/8G		BUSH-MER-1x1/8B	
BUSH-MER-1x1/4G		BUSH-MER-1x1/4B	
BUSH-MER-1x3/8G		BUSH-MER-1x3/8B	
BUSH-MER-1x1/2G		BUSH-MER-1x1/2B	
BUSH-MER-1x3/4G		BUSH-MER-1x3/4B	
BUSH-MER-1.25x3/4G		BUSH-MER-1.25x3/4B	
BUSH-MER-1.25x1G		BUSH-MER-1.25x1B	
PLUG SQUARE HEAD MERCHANT		PLUG SQUARE HEAD MERCHANT	
PART #		PART #	
PLUG-SQ-HD-MER-1/8G		PLUG-SQ-HD-MER-1/8B	
PLUG-SQ-HD-MER-1/4G		PLUG-SQ-HD-MER-1/4B	
PLUG-SQ-HD-MER-3/8G		PLUG-SQ-HD-MER-3/8B	
PLUG-SQ-HD-MER-1/2G		PLUG-SQ-HD-MER-1/2B	
PLUG-SQ-HD-MER-3/4G		PLUG-SQ-HD-MER-3/4B	
PLUG-SQ-HD-MER-1G		PLUG-SQ-HD-MER-1B	
PLUG-SQ-HD-MER-1.25G		PLUG-SQ-HD-MER-1.25B	
PLUG-SQ-HD-MER-1.5G		PLUG-SQ-HD-MER-1.5B	
PLUG-SQ-HD-MER-2G		PLUG-SQ-HD-MER-2B	
PLUG-SQ-HD-MER-2.5G		PLUG-SQ-HD-MER-2.5B	
PLUG-SQ-HD-MER-3G		PLUG-SQ-HD-MER-3B	
CAPS HEX MERCHANT		CAPS HEX MERCHANT	
PART #		PART #	
CAP-HEX-MER-1/8G		CAP-HEX-MER-1/8B	
CAP-HEX-MER-1/4G		CAP-HEX-MER-1/4B	
CAP-HEX-MER-3/8G		CAP-HEX-MER-3/8B	
CAP-HEX-MER-1/2G		CAP-HEX-MER-1/2B	
CAP-HEX-MER-3/4G		CAP-HEX-MER-3/4B	
CAP-HEX-MER-1G		CAP-HEX-MER-1B	
CAP-HEX-MER-1.25G		CAP-HEX-MER-1.25B	
CAP-HEX-MER-1.5G		CAP-HEX-MER-1.5B	
CAP-HEX-MER-2G		CAP-HEX-MER-2B	

PLUG SOCKET HEX MER		PLUG SOCKET HEX MER	
PART #		PART #	
PLUG-SOC-HEX-MER-1/8G		PLUG-SOC-HEX-MER-1/8B	
PLUG-SOC-HEX-MER-1/4G 		PLUG-SOC-HEX-MER-1/4B 	
PLUG-SOC-HEX-MER-3/8G		PLUG-SOC-HEX-MER-3/8B	
PLUG-SOC-HEX-MER-1/2G		PLUG-SOC-HEX-MER-1/2B	
PLUG-SOC-HEX-MER-3/4G		PLUG-SOC-HEX-MER-3/4B	
PLUG-SOC-HEX-MER-1G		PLUG-SOC-HEX-MER-1B	
PLUG-SOC-HEX-MER-1.25G		PLUG-SOC-HEX-MER-1.25B	
PLUG-SOC-HEX-MER-1.5G		PLUG-SOC-HEX-MER-1.5B	
PLUG-SOC-HEX-MER-2G		PLUG-SOC-HEX-MER-2B	
PLUG SOCKET SQUARE MER		PLUG SOCKET SQUARE MER	
PART #		PART #	
PLUG-SOC-SQ-MER-1/4G 		PLUG-SOC-SQ-MER-1/4B	
PLUG-SOC-SQ-MER-3/8G		PLUG-SOC-SQ-MER-3/8B	
PLUG-SOC-SQ-MER-1/2G		PLUG-SOC-SQ-MER-1/2B 	
PLUG-SOC-SQ-MER-3/4G		PLUG-SOC-SQ-MER-3/4B 	
PLUG-SOC-SQ-MER-1G		PLUG-SOC-SQ-MER-1B	
PLUG-SOC-SQ-MER-1.25G		PLUG-SOC-SQ-MER-1.25B	
PLUG-SOC-SQ-MER-1.5G		PLUG-SOC-SQ-MER-1.5B	
PLUG-SOC-SQ-MER-2G		PLUG-SOC-SQ-MER-2B	
PLUG HEX HEAD MERCHA		PLUG HEX HEAD MERCHA	
PART #		PART #	
PLUG-HEX-HD-MER-1/8G		PLUG-HEX-HD-MER-1/8B	
PLUG-HEX-HD-MER-1/4G 		PLUG-HEX-HD-MER-1/4B 	
PLUG-HEX-HD-MER-3/8G		PLUG-HEX-HD-MER-3/8B	
PLUG-HEX-HD-MER-1/2G		PLUG-HEX-HD-MER-1/2B	
PLUG-HEX-HD-MER-3/4G		PLUG-HEX-HD-MER-3/4B	
PLUG-HEX-HD-MER-1G		PLUG-HEX-HD-MER-1B	
PLUG-HEX-HD-MER-1.25G		PLUG-HEX-HD-MER-1.25B	
PLUG-HEX-HD-MER-1.5G		PLUG-HEX-HD-MER-1.5B	
PLUG-HEX-HD-MER-2G		PLUG-HEX-HD-MER-2B	
PLUG-HEX-HD-MER-2.5G		PLUG-HEX-HD-MER-2.5B	
PHOENIX/TANK Flange Pilot		PHOENIX/TANK Flange No-Pilot	
TANK-FL-1/8B-Pilot		TANK-FL-1/8B-No-Pilot	
TANK-FL-1/4B-Pilot		TANK-FL-1/4B-No-Pilot	
TANK-FL-3/8B-Pilot 		TANK-FL-3/8B-No-Pilot	
TANK-FL-1/2B-Pilot		TANK-FL-1/2B-No-Pilot 	
TANK-FL-3/4B-Pilot		TANK-FL-3/4B-No-Pilot	
TANK-FL-1B-Pilot		TANK-FL-1B-No-Pilot	
TANK-FL-1.25B-Pilot		TANK-FL-1.25B-No-Pilot	
TANK-FL-1.5B-Pilot		TANK-FL-1.5B-No-Pilot	
TANK-FL-2B-Pilot		TANK-FL-2B-No-Pilot	
TANK-FL-2.5B-Pilot		TANK-FL-2.5B-No-Pilot	
TANK-FL-3B-Pilot 		TANK-FL-3B-No-Pilot	
TANK-FL-3.5B-Pilot		TANK-FL-4B-No-Pilot	
TANK-FL-4B-Pilot		TANK-FL-5B-No-Pilot	
TANK-FL-6B-Pilot-Curved		TANK-FL-6B-No-Pilot	






		Thread Cap-Internal FNPT Protect	
		THREADCAP-FPT-PR-1/2	
		THREADCAP-FPT-PR-3/4	
		THREADCAP-FPT-PR-1	
		THREADCAP-FPT-PR-1.25	
		THREADCAP-FPT-PR-1.5	
		THREADCAP-FPT-PR-2	
		THREADCAP-FPT-PR-2.5	
		THREADCAP-FPT-PR-3	
		THREADCAP-FPT-PR-3.5	
		THREADCAP-FPT-PR-4	
		THREADCAP-FPT-PR-5	
		THREADCAP-FPT-PR-6	
		THREADCAP-FPT-PR-8	
FORGED STEEL FITTINGS			
FRGD STEEL ELBOW 90 CLS 2000 Threaded			
FRGD STEEL ELBOW 90 CLS 2000 Threaded		FRGD STEEL TEE CLS 2000 Threaded	
PART #		PART #	
ELBOW-90-1/4T-CL2B		TEE-1/4T-CL2B	
ELBOW-90-3/8T-CL2B		TEE-3/8T-CL2B	
ELBOW-90-1/2T-CL2B		TEE-1/2T-CL2B	
ELBOW-90-3/4T-CL2B		TEE-3/4T-CL2B	
ELBOW-90-1T-CL2B		TEE-1T-CL2B	
ELBOW-90-1.25T-CL2B		TEE-1.25T-CL2B	
ELBOW-90-1.5T-CL2B		TEE-1.5T-CL2B	
ELBOW-90-2T-CL2B		TEE-2T-CL2B	
ELBOW-90-2.5T-CL2B		TEE-2.5T-CL2B	
ELBOW-90-3T-CL2B		TEE-3T-CL2B	
ELBOW-90-4T-CL2B		TEE-4T-CL2B	
FRGD STEEL ELBOW 45 CLS 2000 Threaded		FRGD STEEL CROSS CLS 2000 Threaded	
PART #		PART #	
ELBOW-45-1/4T-CL2B		CROSS-1/4T-CL2B	
ELBOW-45-3/8T-CL2B		CROSS-3/8T-CL2B	
ELBOW-45-1/2T-CL2B		CROSS-1/2T-CL2B	
ELBOW-45-3/4T-CL2B		CROSS-3/4T-CL2B	
ELBOW-45-1T-CL2B		CROSS-1T-CL2B	
ELBOW-45-1.25T-CL2B		CROSS-1.25T-CL2B	
ELBOW-45-1.5T-CL2B		CROSS-1.5T-CL2B	
ELBOW-45-2T-CL2B		CROSS-2T-CL2B	
ELBOW-45-2.5T-CL2B		CROSS-2.5T-CL2B	
ELBOW-45-3T-CL2B		CROSS-3T-CL2B	
ELBOW-45-4T-CL2B		CROSS-4T-CL2B	

FRGD STEEL ELBOW 90 CLS 3000 Threaded		FRGD STEEL ELBOW 45 CLS 3000 Threaded	
PART #		PART #	
ELBOW-90-1/8T-CL3B		ELBOW-45-1/8T-CL3B	
ELBOW-90-1/4T-CL3B		ELBOW-45-1/4T-CL3B	
ELBOW-90-3/8T-CL3B		ELBOW-45-3/8T-CL3B	
ELBOW-90-1/2T-CL3B		ELBOW-45-1/2T-CL3B	
ELBOW-90-3/4T-CL3B		ELBOW-45-3/4T-CL3B	
ELBOW-90-1T-CL3B		ELBOW-45-1T-CL3B	
ELBOW-90-1.25T-CL3B		ELBOW-45-1.25T-CL3B	
ELBOW-90-1.5T-CL3B		ELBOW-45-1.5T-CL3B	
ELBOW-90-2T-CL3B		ELBOW-45-2T-CL3B	
ELBOW-90-2.5T-CL3B		ELBOW-45-2.5T-CL3B	
ELBOW-90-3T-CL3B		ELBOW-45-3T-CL3B	
ELBOW-90-4T-CL3B		ELBOW-45-4T-CL3B	
FRGD STEEL TEE CLS 3000 Threaded		FRGD STEEL CROSS CLS 3000 Threaded	
PART #		PART #	
TEE-1/8T-CL3B		CROSS-1/8T-CL3B	
TEE-1/4T-CL3B		CROSS-1/4T-CL3B	
TEE-3/8T-CL3B		CROSS-3/8T-CL3B	
TEE-1/2T-CL3B		CROSS-1/2T-CL3B	
TEE-3/4T-CL3B		CROSS-3/4T-CL3B	
TEE-1T-CL3B		CROSS-1T-CL3B	
TEE-1.25T-CL3B		CROSS-1.25T-CL3B	
TEE-1.5T-CL3B		CROSS-1.5T-CL3B	
TEE-2T-CL3B		CROSS-2T-CL3B	
TEE-2.5T-CL3B		CROSS-2.5T-CL3B	
TEE-3T-CL3B		CROSS-3T-CL3B	
TEE-4T-CL3B		CROSS-4T-CL3B	
FRGD STEEL STR ELBOW 90 CLS 3000		FRGD STEEL COUP CLS 3000 Threaded	
PART #		PART #	
ST ELBOW-90-1/8TCL3B		COUPLING--1/8T-CL3B	
ST ELBOW-90-1/4TCL3B		COUPLING--1/4T-CL3B	
ST ELBOW-90-3/8T-CL3B		COUPLING-3/8T-CL3B	
ST ELBOW-90-1/2T-CL3B		COUPLING-1/2T-CL3B	
ST ELBOW-90-3/4T-CL3B		COUPLING-3/4T-CL3B	
ST ELBOW-90-1T-CL3B		COUPLING-1T-CL3B	
ST ELBOW-90-1.25T-CL3B		COUPLING-1.25T-CL3B	
ST ELBOW-90-1.5T-CL3B		COUPLING-1.5T-CL3B	
ST ELBOW-90-2T-CL3B		COUPLING-2T-CL3B	
FRGD STEEL HALF COUP CLS 3000 Threaded		COUPLING-2.5T-CL3B	
PART #		COUPLING-3T-CL3B	
HALF-COUPLING-1/8T-CL3B		COUPLING-4T-CL3B	
HALF-COUPLING-1/4T-CL3B		FRGD STEEL RDCG COUP CLS 3000 Threaded	
HALF-COUPLING-3/8T-CL3B		PART #	
HALF-COUPLING-1/2T-CL3B		COUP-R-1/4x1/8T-CL3B	
HALF-COUPLING-3/4T-CL3B		COUP-R-3/8x1/8T-CL3B	
HALF-COUPLING-1T-CL3B	COUP-R-3/8x1/4T-CL3B		
HALF-COUPLING-1.25T-CL3B	COUP-R-1/2x1/8T-CL3B		
HALF-COUPLING-1.5T-CL3B	COUP-R-1/2x1/4T-CL3B		

HALF-COUPLING-2T-CL3B		COUP-R-1/2x3/8T-CL3B	
HALF-COUPLING-2.5T-CL3B		COUP-R-3/4x1/8T-CL3B	
HALF-COUPLING-3T-CL3B		COUP-R--3/4x1/4T-CL3B	
HALF-COUPLING-4T-CL3B		COUP-R-3/4x3/8T-CL3B	
FRGD STEEL Bushing SQ CLS3000 Threaded		COUP-R-3/4x1/2T-CL3B	
PART #		COUP-R-1x1/8T-CL3B	
BUSH-1/4x1/8-CL3B		COUP-R-1x1/4T-CL3B	
BUSH-3/8x1/8-CL3B		COUP-R-1x3/8T-CL3B	
BUSH-3/8x1/4-CL3B		COUP-R-1x1/2T-CL3B	
BUSH-1/2x1/8-CL3B		COUP-R-1x3/4T-CL3B	
BUSH-1/2x1/4-CL3B		COUP-R-1.25x1/4T-CL3B	
BUSH-1/2x3/8-CL3B		COUP-R-1.25x3/8T-CL3B	
BUSH-3/4x1/8-CL3B		COUP-R-1.25x1/2T-CL3B	
BUSH-3/4x1/4-CL3B		COUP-R-1.25x3/4T-CL3B	
BUSH-3/4x3/8-CL3B		COUP-R-1.25x1T-CL3B	
BUSH-3/4x1/2-CL3B		COUP-R-1.5x3/8T-CL3B	
BUSH-1x1/8-CL3B		COUP-R-1.5x1/2T-CL3B	
BUSH-1x1/4-CL3B		COUP-R-1.5x3/4T-CL3B	
BUSH-1x3/8-CL3B		COUP-R-1.5x1T-CL3B	
BUSH-1x1/2-CL3B		COUP-R-1.5Tx1.25T-CL3B-	
BUSH-1x3/4-CL3B		COUP-R-2x1/2T-CL3B	
BUSH-1.25x1/4-CL3B		COUP-R-2x3/4T-CL3B	
BUSH-1.25x3/8-CL3B		COUP-R-2x1T-CL3B	
BUSH-1.25x1/2-CL3B		COUP-R-2x1.25T-CL3B	
BUSH-1.25x3/4-CL3B		COUP-R-2x1.5T-CL3B	
BUSH-1.25x1-CL3B		COUP-R-3x1.5T-CL3B	
BUSH-1.5x1/4-CL3B		COUP-R-3x2T-CL3B	
BUSH-1.5x3/8-CL3B		COUP-R-3x2.52T-CL3B	
BUSH-1.5x1/2-CL3B		COUP-R-4x2T-CL3B	
BUSH-1.5x3/4-CL3B		COUP-R-4x2.5T-CL3B	
BUSH-1.5x1-CL3B		COUP-R-4x3T-CL3B	
BUSH-1.5x1.25-CL3B		FRGD STEEL CAP CLS 3000 Threaded	
BUSH-2x1/2-CL3B		PART #	
BUSH-2x3/4-CL3B		CAP-1/8T-CL3B	
BUSH-2x1-CL3B		CAP-1/4T-CL3B	
BUSHF-2x1.25-CL3B		CAP-3/8T-CL3B	
BUSH-2x1.5-CL3B		CAP-1/2T-CL3B	
BUSH-2.5x3/4-CL3B		CAP-3/4T-CL3B	
BUSH-2.5x1-CL3B		CAP-1T-CL3B	
BUSH-2.5x1.25-CL3B		CAP-1.25T-CL3B	
BUSH-2.5x1.5-CL3B		CAP-1.5T-CL3B	
BUSH-2.5x2-CL3B		CAP-2T-CL3B	
BUSH-3x1-CL3B		CAP-2.5T-CL3B	
BUSH-3x1.25-CL3B		CAP-3T-CL3B	
BUSH-3x1.5-CL3B		CAP-4T-CL3B	

BUSH-3x2-CL3B		FRGD STEEL UNION CLS 3000 Threaded	
BUSH-3x2.5-CL3B		PART #	
BUSH-4x1.5-CL3B		UNION-1/8T-CL3B	
BUSH-4x2-CL3B		UNION-1/4T-CL3B	
BUSH-4x2.5-CL3B		UNION-3/8T-CL3B	
BUSH-4x3-CL3B		UNION-1/2T-CL3B	
FRGD STEEL PLUG HEX HD CLS3000 Threaded		UNION-3/4T-CL3B	
PART #		UNION-1T-CL3B	
PLUG-HEX-HD-1/8T-CL3B		UNION-1.25T-CL3B	
PLUG-HEX-HD--1/4T-CL3B		UNION-1.5T-CL3B	
PLUG-HEX-HD--3/8T-CL3B		UNION-2T-CL3B	
PLUG-HEX-HD-1/2T-CL3B		UNION-2.5T-CL3B	
PLUG-HEX-HD-3/4T-CL3B		UNION-3T-CL3B	
PLUG-HEX-HD-1T-CL3B		UNION-4T-CL3B	
PLUG-HEX-HD-1.25T-CL3B			
PLUG-HEX-HD-1.5T-CL3B			
PLUG-HEX-HD-2T-CL3B			
PLUG-HEX-HD-2.5T-CL3B			
PLUG-HEX-HD-3T-CL3B			
PLUG-HEX-HD-4T-CL3B			
FRGD STEEL ELBOW 90 CLS 3000		FRGD STEEL ELBOW 45 CLS 3000	
PART #		PART #	
ELBOW-90-1/8SW-CL3B		ELBOW-45-1/8SW-CL3B	
ELBOW-90-1/4SW-CL3B		ELBOW-45-1/4SW-CL3B	
ELBOW-90-3/8SW-CL3B		ELBOW-45-3/8SW-CL3B	
ELBOW-90-1/2SW-CL3B		ELBOW-45-1/2SW-CL3B	
ELBOW-90-3/4SW-CL3B		ELBOW-45-3/4SW-CL3B	
ELBOW-90-1SW-CL3B		ELBOW-45-1SW-CL3B	
ELBOW-90-1.25SW-CL3B		ELBOW-45-1.25SW-CL3B	
ELBOW-90-1.5SW-CL3B		ELBOW-45-1.5SW-CL3B	
ELBOW-90-2SW-CL3B		ELBOW-45-2SW-CL3B	
ELBOW-90-2.5SW-CL3B		ELBOW-45-2.5SW-CL3B	
ELBOW-90-3SW-CL3B		ELBOW-45-3SW-CL3B	
ELBOW-90-4SW-CL3B		ELBOW-45-4SW-CL3B	
FRGD STEEL TEE CLS 3000			
PART #		PART #	
TEE-1/8SW-CL3B		CROSS-1/4SW-CL3B	
TEE-1/4SW-CL3B		CROSS-3/8SW-CL3B	
TEE-3/8SW--CL3B		CROSS-1/2SW-CL3B	
TEE-1/2SW-CL3B		CROSS-3/4SW-CL3B	
TEE-3/4SW-CL3B		CROSS-1SW-CL3B	
TEE-1SW-CL3B		CROSS-1.25SW-CL3B	
TEE-1.25SW-CL3B		CROSS-1.5SW-CL3B	
TEE-1.5SW-CL3B		CROSS-2SW-CL3B	
TEE-2SW--CL3B		CROSS-2.5SW-CL3B	
TEE-2.5SW-CL3B		CROSS-3SW-CL3B	
TEE-3SW-CL3B		CROSS-4SW-CL3B	

TEE-4SW-CL3B		FRGD STEEL HALF COUP CLS 3000	
FRGD STEEL COUP CLS 3000		PART #	
PART #		HALF-COUPLING-1/4SW-CL3B	
COUPLING-1/8SW-CL3B		HALF-COUPLING-3/8SW-CL3B	
COUPLING-1/4SW-CL3B		HALF-COUPLING-1/2SW-CL3B	
COUPLING-3/8SW-CL3B		HALF-COUPLING-3/4SW-CL3B	
COUPLING-1/2SW-CL3B		HALF-COUPLING-1SW-CL3B	
COUPLING-3/4SW-CL3B		HALF-COUPLING-1.25SW-CL3B	
COUPLING-1SW-CL3B		HALF-COUPLING-1.5SW-CL3B	
COUPLING-1.25SW-CL3B		HALF-COUPLING-2SW-CL3B	
COUPLING-1.5SW-CL3B		HALF-COUPLING-2.5SW-CL3B	
COUPLING-2SW-CL3B		HALF-COUPLING-3SW-CL3B	
COUPLING-2.5SW-CL3B		HALF-COUPLING-4SW-CL3B	
COUPLING-3SW-CL3B		FRGD STEEL CAP CLS 3000	
COUPLING-4SW-CL3B		PART #	
FRGD STEEL RDCG COUP CLS 3000		CAP-1/4SW-CL3B	
PART #		CAP-3/8SW-CL3B	
COUP-R-3/8x1/4SW-CL3B		CAP-1/2SW-CL3B	
COUP-R-1/2x1/4SW-CL3B		CAP-3/4SW-CL3B	
COUP-R-1/2x3/8SW-CL3B		CAP-1SW-CL3B	
COUP-R-3/4x1/8SW-CL3B		CAP-1.25SW-CL3B	
COUP-R-3/4x1/4SW-CL3B		CAP-1.5SW-CL3B	
COUP-R-3/4x3/8SW-CL3B		CAP-2SW-CL3B	
COUP-R-3/4x1/2SW-CL3B		CAP-2.5SW-CL3B	
COUP-R-1x1/4SW-CL3B		CAP-3SW-CL3B	
COUP-R-1x3/8SW-CL3B		CAP-4SW-CL3B	
COUP-R-1x1/2SW-CL3B			
COUP-R-1x3/4SW-CL3B		PART #	
COUP-R-1.25x1/2SW-CL3B		UNION-1/8SW-CL3B	
COUP-R-1.25x3/4SW-CL3B		UNION-1/4SW-CL3B	
COUP-R-1.25x1SW-CL3B		UNION-3/8SW-CL3B	
COUP-R-1.5x3/8SW-CL3B		UNION-1/2SW-CL3B	
COUP-R-1.5x1/2SW-CL3B		UNION-3/4SW-CL3B	
COUP-R-1.5x3/4SW-CL3B		UNION-1SW-CL3B	
COUP-R-1.5x1SW-CL3B		UNION-1.25SW-CL3B	
COUP-R-1.5x1-1/4SW-CL3B		UNION-1.5SW-CL3B	
COUP-R-2x1/2SW-CL3B		UNION-2SW-CL3B	
COUP-R-2x3/4SW-CL3B		UNION-2.5SW-CL3B	
COUP-R-2x1SW-CL3B		UNION-3SW-CL3B	
COUP-R-2x1.25SW-CL3B		UNION-4SW-CL3B	
COUP-R-2.5x1.5SW-CL3B		FRGD STEEL INSERT CLS 3000 SOC W	
COUP-R-2.5x2SW-CL3B		PART #	
COUP-R-3x1.5SW-CL3B		INSERT-RDC-3/8x1/4SW-CL3B	
COUP-R-3x2SW-CL3B		INSERT-RDC-1/2x1/4SW-CL3B	
COUP-R-3x2.5SW-CL3B		INSERT-RDC-1/2x3/8SW-CL3B	
COUP-R-4x2SW-CL3B		INSERT-RDC-3/4x1/4SW-CL3B	
COUP-R-4x2.5SW-CL3B		INSERT-RDC-3/4x3/8SW-CL3B	
COUP-R-4x3SW-CL3B		INSERT-RDC-3/4x1/2SW-CL3B	

WELD OUTLETS-THREADED-SOCKET and BUTT WEL		INSERT-RDC-1x1/4SW-CL3B		
Threaded outlet side by pipe range it fits		INSERT-RDC-1x3/8SW-CL3B		
THD-OLET-1/2on3/4-36P		INSERT-RDC-1x1/2SW-CL3B		
THD-OLET-3/4on1.25P		INSERT-RDC-1x3/4SW-CL3B		
THD-OLET-3/4on1.5-36P		INSERT-RDC-1.25x1/2SW-CL3B		
THD-OLET-1on1.25-2.5P		INSERT-RDC-1.25x3/4SW-CL3B		
THD-OLET-1on3-36P		INSERT-RDC-1.25x1SW-CL3B		
THD-OLET-1.25on1.5P		INSERT-RDC-1.5x1/2SW-CL3B		
THD-OLET-1.25on2-3.5P		INSERT-RDC-1.5x3/4SW-CL3B		
THD-OLET-1.25on4-36P		INSERT-RDC-1.5x1SW-CL3B		
THD-OLET-1.5on2-2.5P		INSERT-RDC-1.5x1.25SW-CL3B		
THD-OLET-1.5on3-5P		INSERT-RDC-2x3/4SW-CL3B		
THD-OLET-1.5on6-36P		INSERT-RDC-2x1SW-CL3B		
THD-OLET-2on2.5-3.5P		INSERT-RDC-2x1.25SW-CL3B		
THD-OLET-2on4-6P		INSERT-RDC-2x1.5SW-CL3B		
THD-OLET-2on8-36P		INSERT-RDC-2.5x1.5SW-CL3B		
THD-OLET-2.5on3-3.5P		INSERT-RDC-2.5x2SW-CL3B		
THD-OLET-2.5on4-5P		INSERT-RDC-3x1.5SW-CL3B		
THD-OLET-2.5on6-8P		INSERT-RDC-3x2SW-CL3B		
THD-OLET-2.5on10-36P		INSERT-RDC-3x2.5SW-CL3B		
THD-OLET-3on3.5-4P		INSERT-RDC-4x2SW-CL3B		
THD-OLET-3on5-6P		INSERT-RDC-4x2.5SW-CL3B		
THD-OLET-3on8-14P		INSERT-RDC-4x3SW-CL3B		
THD-OLET-3on16-36P			Socket weld outlet side by pipe range it fits	
THD-OLET-4on5-6P			SW-OLET-1/2on3/4-36P	
THD-OLET-4on8-10P		SW-OLET-3/4on1-1.25P		
THD-OLET-4on12-20P		SW-OLET-3/4on1.5-36P		
THD-OLET-4on22-36P		SW-OLET-1on125-2.5P		
		SW-OLET-1on3-36P		
		SW-OLET-1.25on1.5P		
		SW-OLET-1.25on2-3.5P		
		SW-OLET-1.25on4-36P		
		SW-OLET-1.5on2-2.5P		
		SW-OLET-1.5on3-5P		
		SW-OLET-1.5on6-36P		
		SW-OLET-2on2.5-3-3.5P		
		SW-OLET-2on4-6P		
		SW-OLET-2on8-36P		
		SW-OLET-2.5on3-3.5P		
		SW-OLET-2.5on4-5P		
		SW-OLET-2.5on6-8P		
		SW-OLET-2.5on10-36P		
		SW-OLET-3on3.5-4P		
		SW-OLET-3on5-6P		
		SW-OLET-3on8-14P		
		SW-OLET-3on16-36P		
		SW-OLET-4on5-6P		
		SW-OLET-4on8-10P		
		SW-OLET-4on12"-20P		



The Fitting That's Ready When You Are!™



40% - 60% Less than forged outlets. Better Fit than outlets, save on weld time and rod used! Total savings of 35% to 60% over outlets

Made in the USA!

**ReadyWeld Fittings are custom coped fittings for pipe!
Get a professional Look everytime! Use it to mark the hole. Then cut the hole, lay it over the hole, and weld it without using a bunch of rod to fill the gap!**



ReadyWeld x FPT SS304

PART #		PART #	
RWFPT-1/2on3/4-CS		RWFPT-1.25on4-CS	
RWFPT-1/2on1-CS		RWFPT-1.25on5-CS	
RWFPT-1/2on1.25-CS		RWFPT-1.25on6-12-CS	
RWFPT-1/2on1.5-6-CS		RWFPT-1.5on2-CS	
RWFPT-3/4on1-CS		RWFPT-1.5on2.5-CS	
RWFPT-3/4on1.25-CS		RWFPT-1.5on3-CS	
RWFPT-3/4on1.5-CS		RWFPT-1.5on4-CS	
RWFPT-3/4on2-CS		RWFPT-1.5on6-CS	
RWFPT-3/4on2.5-CS		RWFPT-1.5-on8-12-CS	
RWFPT-3/4on3-CS		RWFPT-2on3-CS	
RWFPT-3/4on4-8-CS		RWFPT-2on4-CS	
RWFPT-1on1.25-CS		RWFPT-2on6-CS	
RWFPT-1on1.5-CS		RWFPT-2on8-12-CS	
RWFPT-1on2-CS		RWFPT-2.5on3-CS	
RWFPT-1on2.5-CS		RWFPT-2.5on4-CS	
RWFPT-1on3-CS		RWFPT-2.5on6-CS	
RWFPT-1on4-8-CS		RWFPT-2.5on8-12-CS	
RWFPT-1.25on1.5-CS		RWFPT-3on3-CS	
RWFPT-1.25on2-CS		RWFPT-3on4-CS	
RWFPT-1.25on2.5-CS		RWFPT-3on6-CS	
RWFPT-1.25on3-CS		RWFPT-3on8-CS	

Are you Ready to offer a more professional looking Manifold and save Money doing it!

Ask for our ReadyWeld Catalog to see all of the other ReadyWeld Products!

